



Sectional Door Systems

- Designed to comply with European Union Safety Code EN 12604
- Architectural Polyester scratch resistant polyurethane finish
- Steel or aluminum facings
- Rigid urethane insulation core
- Guaranteed high thermal performance avoiding the cold bridging problem of traditional roller shutter components
- Panels can accept window apertures on single or multiple panels



Sectional Door Systems



Features & Benefits

Leaf Construction/Panels:

Constructed from steel insulated 40mm thick sandwich panels with an inner and outer substrate of 0.45mm continuously hot dip, zinc coated structural steel. (Foam density of 40kg/m³).

Sealing System:

Foam seal is provided to the bottom of each panel, providing air and water tightness. Flexible rubber seals are fitted to all four sides of the door. The top seal compresses against the lintel; the bottom seal has three points of contact with threshold.

Panel Finishes:

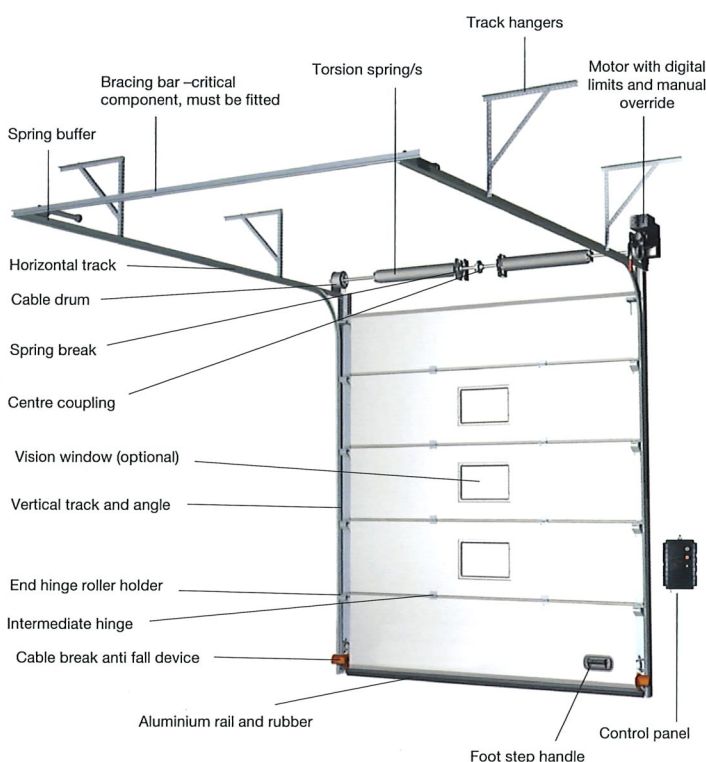
The standard finish of the inner face of our panels is grooved stucco embossed polyester in white (RAL9010).

Track System:

The track system is manufactured from 2mm cold rolled sections joined together using a unique bolting system leaving the galvanising intact and improved aesthetics, horizontal tracks are supplied with fast assembly hanger system.

Torsion Spring:


The leaf is perfectly balanced by shot blasted Torsion Springs and designed for approximately 25,000 cycles. All springs are individually calculated to suit the total weight of the panel and track configuration. All our doors can be operated by a variety of methods, dependant on usage requirements and door size.



Cable Break

In the event of the cable breaking, the device will activate, and prevent any further descent of the door.

- To comply with the standard, the door must come to rest within 300mm. The Doco device far exceeded this requirement.
- Microswitches are available for electric doors, to isolate the motor in the event of activation.



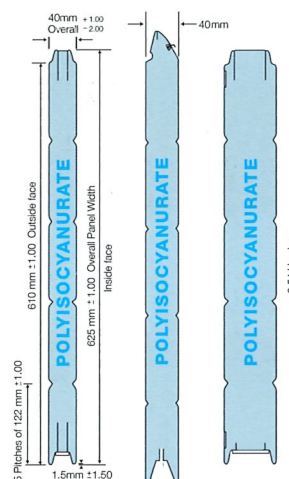
Spring break

In the event of a spring breaking, the device will activate to prevent the shaft from turning, hence stopping any further descent of the door.

- To comply with the standard, the door must come to rest within 300mm. The Doco device far exceeded this requirement.
- Microswitches are available for electric doors, to isolate the motor in the event of activation.

Firesafe/Ecosafe

Doco Door Panels are now Polyisocyanurate [PIR] as standard. Whilst PIR belongs to the same chemical family as, the industry standard, Polyurethane [PUR] its' polymer structure delivers enhanced fire performance characteristics such as being more difficult to ignite. Insulation is afforded to the whole door area - even at joints.



Standard lift

(Up to 7000 x 6000. Max 36m²)

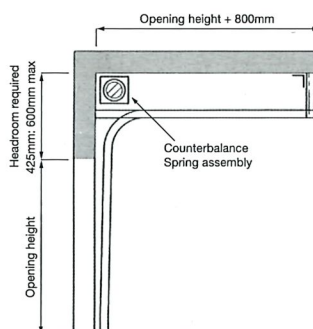
Standard available tracks slopes:

4, 7, 10, 13, 16, 20, 25, 30, 35, 40, 45°

425mm for doors up to 3700 high

500mm for doors up to 5500 high

600mm for doors up to 6000 high



Vertical lift

(Up to 7000 x 6000. Max 36m²)

